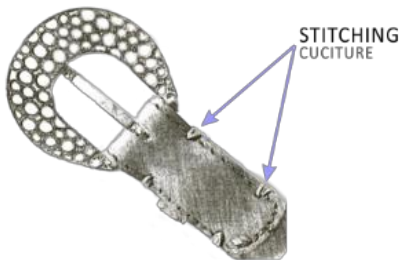




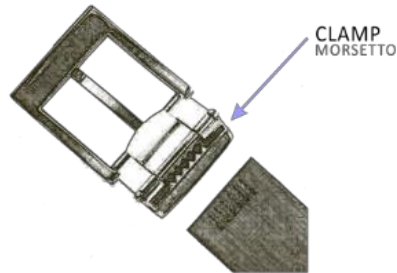
TREGUS

accessories


Stitched Buckle
Fibbia Cucita



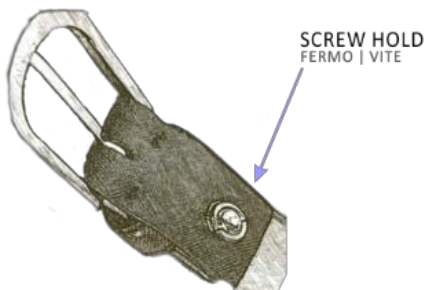
Clip on (Clump) Buckle
Fibbia con Morsetto



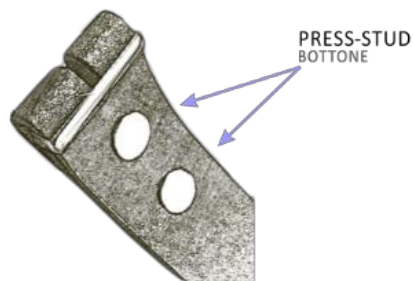
Screw-in Buckle
Fibbia con Vite



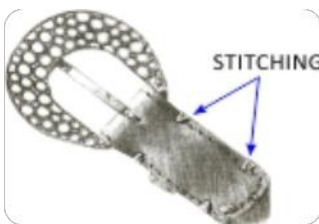
Screw-hold Buckle
Fibbia con Fermo | Vite



Press-stud Buckle
Fibbia con Bottone



Anchor (snap-on) Buckle
Fibbia con Pin



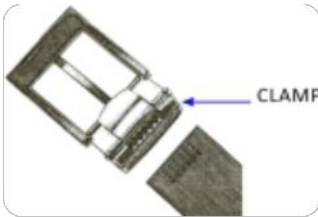
STITCHED BUCKLES
COMMON USE: STANDARD (SINGLE SIDE) BELTS

This is the most common belt, where the buckle is folded and then secured by stitching.



ANCHOR (SNAP-ON) BUCKLES
COMMON USE: REVERSIBLE BELTS

It is fastened by inserting the strap onto the buckle back loop and securing the pin in the buckle hole.



CLIP ON (CLAMP) BUCKLES
COMMON USE : REVERSIBLE and STANDARD (SINGLE SIDE) BELT

The clamp buckle uses a piece (with rotating mechanism in reversible belts) with teeth to clamp onto the end of the belt.



SCREW - IN BUCKLES
COMMON USE : REVERSIBLE and STANDARD (SINGLE SIDE) BELT

The screw-in buckle uses two or more screws to secure the buckle onto the belt.



SCREW - HOLD BUCKLES
COMMON USE : STANDARD (SINGLE SIDE) BELTS

This belt, commonly used by Designer Brands, features an open end which is cut-to-size and then secured to the buckle by one or more screws.



PRESS - STUD BUCKLES
COMMON USE: STANDARD (SINGLE SIDE) BELTS

This belt type is very similar to the stitched buckle with the exception that the detachable buckle is folded and secured by press-studs.
